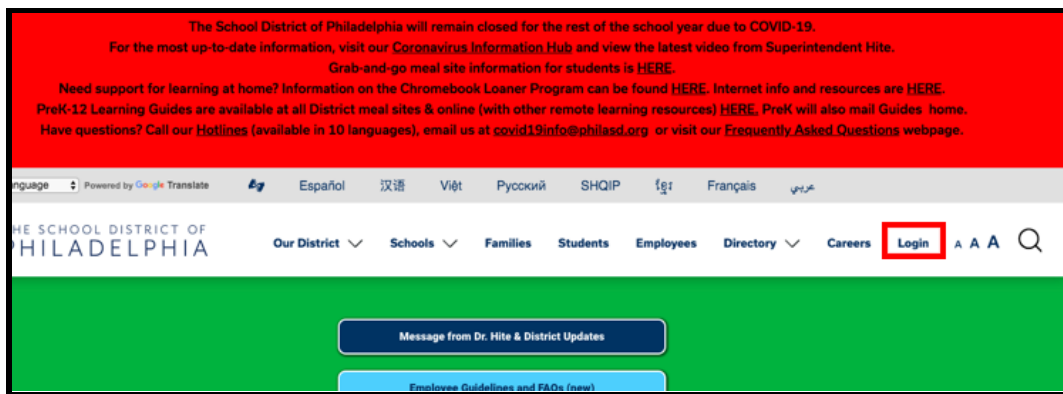


Viewing Report Card in Campus Parent

The guidance included in this stepper is for parents or guardians who already have an existing Campus Parent account. If you do not have a Campus Parent account, refer to the Registering for a [Parent & Family Portal Account Stepper](#).

Accessing the Portal

1. Navigate to <http://www.philasd.org>. Select the **Login** button on the right hand side of the screen, beneath the announcement banner at the top of the page..



2. Enter your Portal Username and Password. Click **Login**.

Enter your Username and Password

Username:

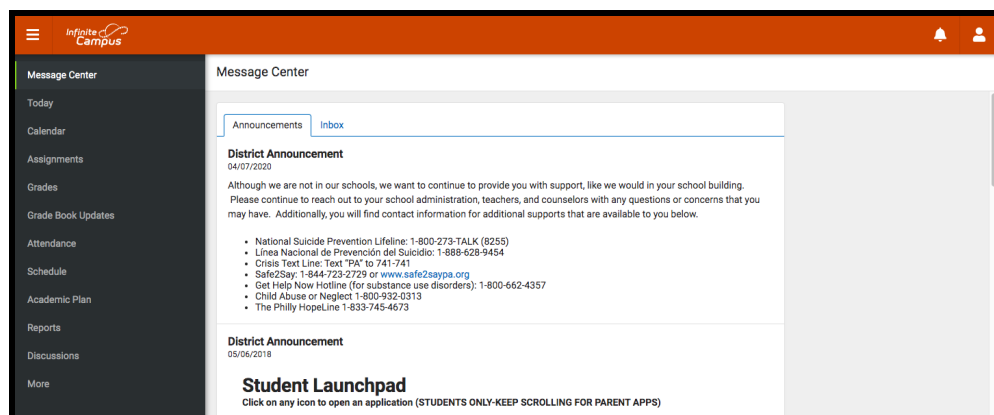
Password:

Forgot Your Password?

LOGIN
CLEAR

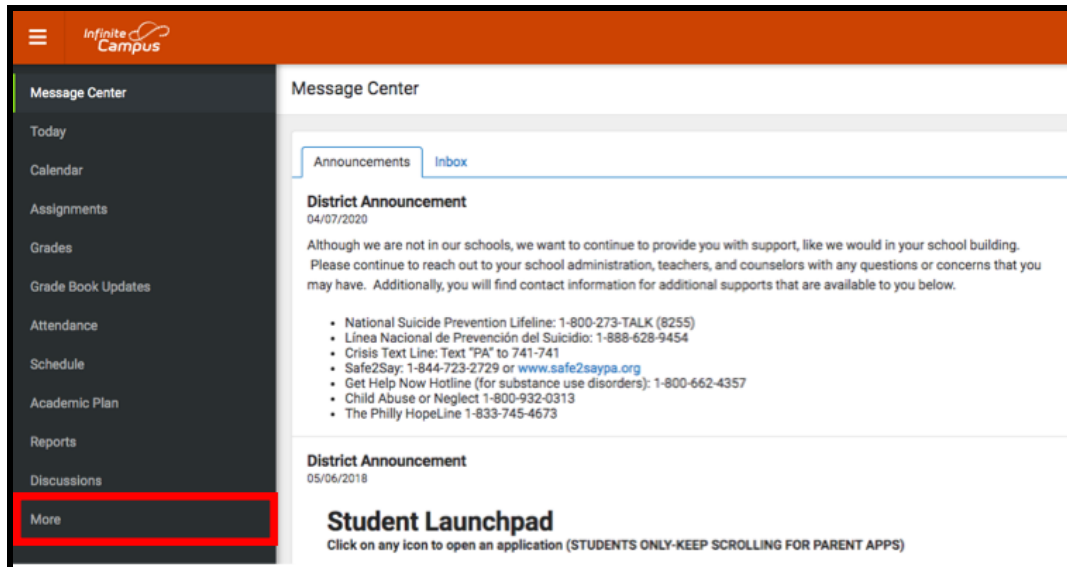
IT USE ONLY
Requested Service:

3. When you log in, you will open **Campus Parent**. When **Campus Parent** opens, the Message Center will load. You will need to take some additional steps to view your student's report card.

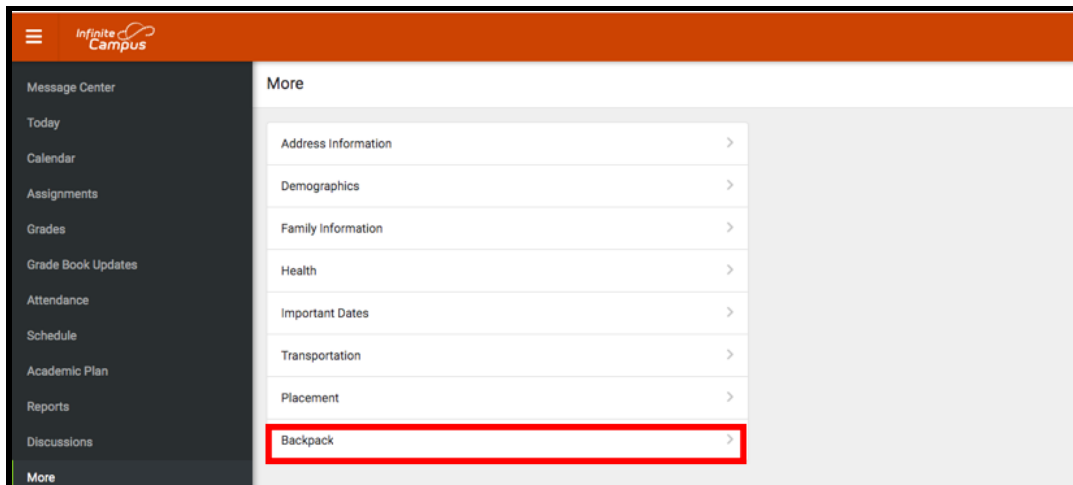


Accessing the Report Card

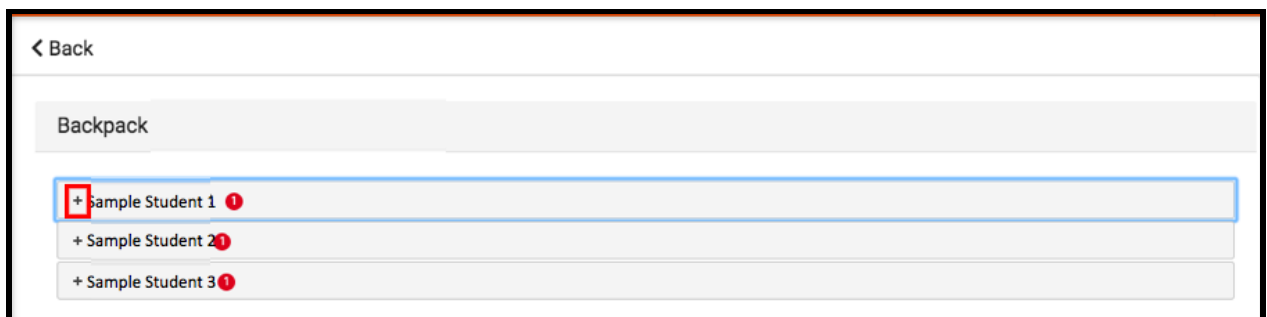
1. Click on **More** on the left side of the screen, in the *Index*.



2. Your workspace will change to show additional tools available in **Campus Parent**. Click on the last tool in the list, *Backpack*.



3. You should see a section for each student that your **Campus Parent** account is associated with. Click on the plus sign next to a student's name to expand their section.



4. Beneath the student's name, you will see a subheading *Report Card*. Click on the plus sign to open this section. This will reveal a table with three columns - *Document Name*, *Published Date*, and *Acknowledged*. Under the *Document Name* column, you will see a document titled "20-21 (Insert School Name Here) Report Card." Click on this document to view the report card.

The screenshot shows a user interface for a student's report card. At the top, there is a '< Back' button. Below that is a 'Backpack' header. Underneath, there is a section for '- Sample Student 1' with a red notification icon. A blue-bordered box highlights a 'Report Card' section with a red notification icon. Below this is a table with three columns: 'Document Name', 'Published Date', and 'Acknowledge'. The first row in the table is highlighted with a red border and contains the following data: '19-20 HS Report Card' (with a 'NEW' badge), 'Jun 3, 2020 9:06 PM', and '-'. Below the table are three expandable sections for '+ Sample Student 2' and '+ Sample Student 3', each with a red notification icon.

Note: The Published Date column will include a timestamp for when the Report Card was last generated by the system. The Acknowledged column is not utilized by the District at this time.

5. The **Report Card** will generate in a new window. In the upper right side of this window, you may notice the following icons.
- **Full size screen icon:** The icon with arrows pointing in four different directions will toggle the view to a full screen view.
 - **Printing icon:** Users can begin the process to print the Report Card by clicking on the Printer icon.
 - **Download icon:** The icon of a piece of paper with a downward pointing arrow will allow the user to save the Report Card.



Sample Report Cards


High School Sample Report Card

THE SCHOOL DISTRICT OF PHILADELPHIA																																																																										
Term 4: 06/12/2020 - 06/12/2020																																																																										
Subject/Teacher	Grades			Final Grade	Credit Earned	Comments	Period Cuts	Late																																																																		
	1st	2nd	3rd																																																																							
English 1	93	85	88	89	1.0		0	2																																																																		
World History	90	85	86	88	1.0		0	1																																																																		
Algebra 1	93	86	89	90	1.0		0	1																																																																		
Biology	90	80	90	86	1.0		0	0																																																																		
Spanish 1	82	82	82	82	1.0		3	0																																																																		
Visual Arts 1	98	95	90	97	1.0		0	2																																																																		
Seminar Freshman	100	100		100	0.3		2	2																																																																		
							<table border="1"> <thead> <tr> <th colspan="3">Grading Scale</th> </tr> </thead> <tbody> <tr> <td>A+ 100-97</td> <td>A 96-93</td> <td>A- 92-90</td> </tr> <tr> <td>B+ 89-87</td> <td>B 86-83</td> <td>B- 82-80</td> </tr> <tr> <td>C+ 79-77</td> <td>C 76-73</td> <td>C- 72-70</td> </tr> <tr> <td>D+ 69-67</td> <td>D 66-63</td> <td>D- 62-60</td> </tr> <tr> <td colspan="3">F - less than 60</td> </tr> <tr> <td>I - Incomplete</td> <td colspan="2">N/A - Not Scheduled</td> </tr> </tbody> </table>				Grading Scale			A+ 100-97	A 96-93	A- 92-90	B+ 89-87	B 86-83	B- 82-80	C+ 79-77	C 76-73	C- 72-70	D+ 69-67	D 66-63	D- 62-60	F - less than 60			I - Incomplete	N/A - Not Scheduled																																												
Grading Scale																																																																										
A+ 100-97	A 96-93	A- 92-90																																																																								
B+ 89-87	B 86-83	B- 82-80																																																																								
C+ 79-77	C 76-73	C- 72-70																																																																								
D+ 69-67	D 66-63	D- 62-60																																																																								
F - less than 60																																																																										
I - Incomplete	N/A - Not Scheduled																																																																									
<table border="1"> <thead> <tr> <th colspan="4">Attendance - Total Days YTD</th> </tr> </thead> <tbody> <tr> <td>47</td> <td>91</td> <td>160</td> <td>161</td> </tr> <tr> <td colspan="4">Days Present YTD</td> </tr> <tr> <td>47.0</td> <td>89.0</td> <td>120.0</td> <td></td> </tr> <tr> <td colspan="4">Days Absent YTD</td> </tr> <tr> <td>0.0</td> <td>1.0</td> <td>1.0</td> <td></td> </tr> <tr> <td colspan="4">Unexcused Absences (of Total)</td> </tr> <tr> <td>0.0</td> <td>0.0</td> <td>0.0</td> <td></td> </tr> <tr> <td colspan="4">Times Late YTD</td> </tr> <tr> <td>0.0</td> <td>0.0</td> <td>0.0</td> <td></td> </tr> </tbody> </table>							Attendance - Total Days YTD				47	91	160	161	Days Present YTD				47.0	89.0	120.0		Days Absent YTD				0.0	1.0	1.0		Unexcused Absences (of Total)				0.0	0.0	0.0		Times Late YTD				0.0	0.0	0.0																													
Attendance - Total Days YTD																																																																										
47	91	160	161																																																																							
Days Present YTD																																																																										
47.0	89.0	120.0																																																																								
Days Absent YTD																																																																										
0.0	1.0	1.0																																																																								
Unexcused Absences (of Total)																																																																										
0.0	0.0	0.0																																																																								
Times Late YTD																																																																										
0.0	0.0	0.0																																																																								
<table border="1"> <thead> <tr> <th colspan="2">Cumulative GPA</th> </tr> </thead> <tbody> <tr> <td>Weighted</td> <td></td> </tr> <tr> <td>Unweighted</td> <td></td> </tr> </tbody> </table>										Cumulative GPA		Weighted		Unweighted		<table border="1"> <thead> <tr> <th>Category</th> <th>Earned</th> <th>Required</th> </tr> </thead> <tbody> <tr> <td>English</td> <td>--</td> <td>4.00</td> </tr> <tr> <td>Social Studies</td> <td>--</td> <td>4.00</td> </tr> <tr> <td>Mathematics</td> <td>--</td> <td>3.00</td> </tr> <tr> <td>Science</td> <td>--</td> <td>3.00</td> </tr> <tr> <td>Math/Sci/AP/IB</td> <td>--</td> <td>1.00</td> </tr> </tbody> </table>			Category	Earned	Required	English	--	4.00	Social Studies	--	4.00	Mathematics	--	3.00	Science	--	3.00	Math/Sci/AP/IB	--	1.00	<table border="1"> <thead> <tr> <th>Category</th> <th>Earned</th> <th>Required</th> </tr> </thead> <tbody> <tr> <td>World Language</td> <td>--</td> <td>2.00</td> </tr> <tr> <td>Health</td> <td>--</td> <td>0.50</td> </tr> <tr> <td>Physical Ed</td> <td>--</td> <td>1.00</td> </tr> <tr> <td>Arts / Humanities</td> <td>--</td> <td>2.00</td> </tr> <tr> <td>Electives</td> <td>--</td> <td>3.00</td> </tr> <tr> <td>Total</td> <td>--</td> <td>23.50</td> </tr> </tbody> </table>			Category	Earned	Required	World Language	--	2.00	Health	--	0.50	Physical Ed	--	1.00	Arts / Humanities	--	2.00	Electives	--	3.00	Total	--	23.50	<table border="1"> <thead> <tr> <th colspan="2">Promotion Policy</th> </tr> </thead> <tbody> <tr> <td>Grade</td> <td>Credits</td> </tr> <tr> <td>9th</td> <td>0-4.5</td> </tr> <tr> <td>10th</td> <td>5-10.5</td> </tr> <tr> <td>11th</td> <td>11-17</td> </tr> <tr> <td>12th</td> <td>17.5+</td> </tr> </tbody> </table>		Promotion Policy		Grade	Credits	9th	0-4.5	10th	5-10.5	11th	11-17	12th	17.5+
Cumulative GPA																																																																										
Weighted																																																																										
Unweighted																																																																										
Category	Earned	Required																																																																								
English	--	4.00																																																																								
Social Studies	--	4.00																																																																								
Mathematics	--	3.00																																																																								
Science	--	3.00																																																																								
Math/Sci/AP/IB	--	1.00																																																																								
Category	Earned	Required																																																																								
World Language	--	2.00																																																																								
Health	--	0.50																																																																								
Physical Ed	--	1.00																																																																								
Arts / Humanities	--	2.00																																																																								
Electives	--	3.00																																																																								
Total	--	23.50																																																																								
Promotion Policy																																																																										
Grade	Credits																																																																									
9th	0-4.5																																																																									
10th	5-10.5																																																																									
11th	11-17																																																																									
12th	17.5+																																																																									
<table border="1"> <thead> <tr> <th colspan="10">Progress Towards Graduation Requirements</th> </tr> </thead> <tbody> <tr> <td colspan="10">YTD - Year to Date NG - No Grade N/A - Not Scheduled</td> </tr> </tbody> </table>										Progress Towards Graduation Requirements										YTD - Year to Date NG - No Grade N/A - Not Scheduled																																																						
Progress Towards Graduation Requirements																																																																										
YTD - Year to Date NG - No Grade N/A - Not Scheduled																																																																										

1st-8th Grade Sample Report Card

THE SCHOOL DISTRICT OF PHILADELPHIA																					
School Year 2019-20: Final																					
Subject/Teacher	Grades			Final	Comments																
	1st	2nd	3rd																		
Reading 4	A	A	A	A																	
Writing 4	A	A	A	A																	
Social Studies 4	A	A	A	A																	
Mathematics 4	A	A	A	A																	
Science 4	A	B	B	B																	
Health 4	A	B	B	B																	
Physical Education 4	A	A	A	A																	
Visual Arts 4	A	A	A	A																	
Music 4	A	A	A	A																	
Digital Literacy & Tech 4	A	A	A	A																	
Instructional Reading Level - Target						4.2	4.5	4.7													
Instructional Reading Level						4.2	4.7														
Attendance - Total Days YTD						47	91	160													
Days Present YTD						47.0	91.0	121.0													
Days Absent YTD						0.0	0.0	1.0													
Unexcused Absences (of Total)						0.0	0.0	1.0													
Times Late YTD						0.0	4.0	5.0													
						<table border="1"> <thead> <tr> <th colspan="2">Grading Scale</th> </tr> </thead> <tbody> <tr> <td>A - 90-100</td> <td></td> </tr> <tr> <td>B - 80-89</td> <td></td> </tr> <tr> <td>C - 70-79</td> <td></td> </tr> <tr> <td>D - 60-69</td> <td></td> </tr> <tr> <td>F - less than 60</td> <td></td> </tr> </tbody> </table>				Grading Scale		A - 90-100		B - 80-89		C - 70-79		D - 60-69		F - less than 60	
Grading Scale																					
A - 90-100																					
B - 80-89																					
C - 70-79																					
D - 60-69																					
F - less than 60																					
YTD - Year to Date NG - No Grade N/A - Not Scheduled																					

Kindergarten Sample Report Card

 THE SCHOOL DISTRICT OF PHILADELPHIA School Year 2019-20: Final						
Subject/Teacher	Grades				Final	Comments
	1st	2nd	3rd			
Visual Arts K	O	O	O		O	
Music K	O	O	O		O	
Digital Literacy & Tech K	O	O	O		O	
Health K	O	O	O		O	
Physical Education K	O	O	O		O	
Mathematics K	O	O	O		O	
Science K	O	S	S		S	
Social Studies K	S	S	S		S	
Stages of Writing - Target	1	2/3	4			
Stage of Writing	1	2				
Independent Reading Level - Target	PR	A	B			
Independent Reading Level	A	B	C			
Attendance - Total Days YTD	47	91	160			
Days Present YTD	46.0	89.5	120.5			
Days Absent YTD	1.0	1.5	1.5			
Unexcused Absences (of Total)	0.0	0.0	0.0			
Times Late YTD	2.0	3.0	3.0			
Teacher:						
Skills and Behaviors that Promote Learning						
accepts responsibility for choices and actions	N	S	S			
can work independently	S	O	O			
completes work on time	S	O	S			
demonstrates consistent effort	S	O	O			
handles conflict appropriately	S	S	S			
listens and follows directions	N	S	S			
makes appropriate movement between activities	N	S	N			
organizes self, materials, and belongings	S	O	O			
participates in group activities	S	S	N			
respects rights, diversity, feelings and property of others	S	S	O			
respects school environment and materials	S	O	O			
shows positive attitude towards learning	O	S	O			
strives for quality work	S	S	O			
works and plays cooperatively with others	N	S	S			
Kindergarten Standards Rubric						
O - Outstanding S - Satisfactory N - Needs Improvement						
NG - No Grade N/A - Not Scheduled						
YTD - Year to Date						
Concepts of Print						
demonstrates comprehension of read aloud stories	S	O	O			
identifies lower case letters	O	O	O			
identifies rhyming words	NG	NG	O			
identifies upper case letters	NG	O				
knows print contains a message	S	S	O			
matches sounds to letters	O	O	O			
understands the difference between a letter and a word	S	O	O			
understands the difference between fact and fantasy	NG	O	S			
Listening Behaviors						
exhibits appropriate listening behaviors for conversations and group settings	N	S				
listens for meaning in stories, discussions, and conversations	N	S	O			
Speaking Behaviors						
conveys ideas in discussions clearly and accurately	S	O	O			
uses language for a variety of purposes such as describing, story retelling, explaining and conversing	S	O	O			